



Classroom Learning Centers

Subtitle

Birth - 12 Months

ITERS-3





Display For Children:

- Many Colorful posters, photographs displayed throughout the room.
- Displays are changed regularly.
- Displays are in easily seen by children and protected from being torn.

Teacher Tip- Be sure to point out and talk about the display*



Books

In the classroom:

- More than 10 books *accessible* to children throughout the observation.
- Both fiction and factual.
- The books are easily accessible (not overcrowded, out of reach or stacked high).

Teacher Tip- Give positive attention to children who independently choose to use a book.
(For infants who can sit unsupported and older)

Use of books with children:

- Use at least 1 book with children informally
 - To a single child or small group
 - Do not make book time a requirement (children not interested can move away).
 - Make the story interesting not just rote reading.
 - Engage children in the story, point out pictures, expand beyond just reading.



Fine Motor

Materials:

At least 10 different Choices *accessible*.

- Organized in a way to invite play.

- grasping toys
- busy boxes
- nested cups
- containers to fill and dump
- textured toys
- cradle gyms

Teacher Tip:

-Resolve issues quickly in a positive way when issues with sharing arrive.

- Talk to / interact with children when playing with materials.





Music and Movement:

- At least 10 music materials *accessible*.
- Background music does not interfere with other activities (not too loud).
- Some music/movement (dance) activity (finger play, clapping/rhythm, singing)

Teacher Tip: When doing a music or movement activity let uninterested children move away (not required).





B locks :

- Enough blocks available for children to play with.
- BlockAccessories:
 - small people
 - vehicles
 - animals
 - other accessories to enhance block play, such as road signs, fences, trees, small buildings, etc.
- Blocks and accessories organized.



Teacher Tip:

- Talk about what they are doing.
- Describe their actions.
- Ask questions.





Dramatic Play:

- Many and varied materials *accessible* :
- soft dolls*
- soft animals*
- pots and pans
- toy telephones
- small people figures
- toy foods
- toy animal figures
- toy vehicles
- hats
- Purses

must have

Teacher Tip:

- Interact in a positive way (never negative) with children and materials.







Nature / Science

- Pictures, books or toys that represent nature in a realistic way.
- Opportunity to experience natural objects (3.2).
- Opportunity to experience the outdoor world (5.1)
 - Personal and up-close opportunity with living plants or animals while they are outdoors.
 - For younger infants, this includes the opportunity to view them while on an outdoor walk or stroller ride.
- Living plants or animals indoors or the ability to view them from a window.

Teacher Tip:

- Point out and talk about natural things.
- These interactions need to be positive.
- Children need to be carefully supervised with all nature experiences.



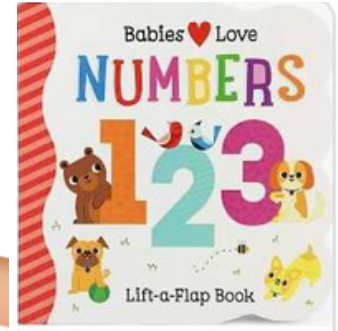


Math and Numbers:

- Many math/number materials *accessible*:
(enough where children do not have to compete for a toy)

- number picture books
- grasping toys or rattles of different shapes
- busy boxes with numbers or shapes
- nesting cups
- stacking rings

Teacher Tip:

- Talk about shapes and sizes with children.
- Point out items and count them.
- Use accurate words like more, less, bigger and smaller when discussing items.
- Sing number songs.





Promoting acceptance and diversity:

- At least 10 positive examples of diversity:
 - Minimum 1 from each category:
 - Books
 - Displayed pictures
 - Accessible play materials

This does not include dolls and little people

- Above Materials include at least 4 types of diversity:

- Race
- Culture
- Age
- Ability
- Nontraditional gender roles

- Dolls that represent at least 3 races *accessible*.

