



Classroom Learning Centers

24 - 35 Months





## Display For Children

- Many Colorful posters, photographs displayed throughout the room.
- Displays are changed regularly.
- Displays are in easily seen by children and protected from being torn.
- Child artwork displayed

Teacher Tip- Be sure to point out and talk about the display\*





## Books



In the classroom:

- More than 10 books *accessible* to children throughout the observation.
- Both fiction and factual.
- The books are easily accessible (not overcrowded, out of reach or stacked high).

Teacher Tip- Give positive attention to children who independently choose to use a book.

Use of books with children:

- Use at least 1 book with children informally:
  - To a single child or small group
  - Do not make book time a requirement (children not interested can move away).
  - Make the story interesting not just rote reading.
  - Engage children in the story, point out pictures, expand beyond just reading.

Fine Motor

Materials:

At least 10 different Choices *accessible*.

- Organized in a way to invite play.

- shape sorting games
- large stringing beads
- big pegs with peg boards
- simple puzzles
- pop beads
- stacking rings
- nesting toys
- medium or large interlocking blocks

Teacher Tip:

- Resolve issues quickly in a positive way when issues with sharing arrive.

- Talk to / interact with children when playing with materials.



Art

At least 1 material available throughout the observation

Materials:

- Crayons
- blank paper
- watercolor markers
- brush and finger paints
- play dough
- collage materials of different textures

- Children are not required to use the material or participate in the activity.
- Supervision is used to stop problems and to ensure safety with materials.
- Staff talk to children about what they are doing or ask questions about their art.
- Art activities are process art not product art.



Music and Movement:

- At least 10 music materials *accessible*.
- Background music does not interfere with other activities (not too loud).
- Some music/movement (dance) activity (finger play, clapping/rhythm, singing)

Teacher Tip: When doing a music or movement activity let uninterested children move away (not required).





### B locks

Blocks needs to be its own Interest center.

- Enough blocks available for children to play with.
- Block Accessories:
  - small people
  - vehicles
  - animals
  - other accessories to enhance block play, such
  - as road signs, fences, trees, small buildings, etc.
- Blocks and accessories organized.



### Teacher Tip:

- Talk about what they are doing.
- Describe their actions.
- Ask questions.





Dramatic Play  
Organized in Interest Center



Many and varied materials *accessible* :

- simple dress-up clothes
- child-sized house furniture
- cooking/eating equipment (e.g. pots and pans, dishes, cups, play foods)
- dolls
- doll furnishings
- soft animals
- small play buildings with accessories
- toy telephones
- small people figures
- toy animal figures
- toy vehicles



Teacher Tip:

- Interact in a positive way (never negative) with children and materials.



N ature /S cie nce

- Pictures, books or toys that represent nature in a realistic way.
- Opportunity to experience natural objects (3.2).
- Opportunity to experience the outdoor world (5.1)
  - Personal and up-close opportunity with living plants or animals while they are outdoors.
- Living plants or animals indoors or the ability to view them from a window.
- Sand or water play available indoor or outdoors.




Teacher Tip:

- Point out and talk about natural things.
- These interactions need to be positive.
- Children need to be carefully supervised with all nature experiences.



## Math and Numbers

- Many math/number materials *accessible*:  
(enough where children do not have to compete for a toy)
  - number picture books
  - big pegs with number boards
  - nesting cups
  - easy shape puzzles and shape sorters
  - cash registers with numbers on keys
  - toy telephones
  - number blocks
  - materials that show both a numeral and the corresponding number of objects
  - stacking rings
  - activity boxes with different shapes to insert
  - set of blocks with various shapes and sizes
  - simple number puzzles
  - large safe tape measures



### Teacher Tip:

- Talk about shapes and sizes with children.
- Point out items and count them.
- Use accurate words like more, less, bigger and smaller when discussing items.
- Sing number songs.





Promoting acceptance and diversity

- At least 10 positive examples of diversity:
  - Minimum 1 from each category:
    - Books
    - Displayed pictures
    - *Accessible* play materials

*\*This does not include dolls and little people\**

- Above Materials include at least 4 types of diversity:
  - Race
  - Culture
  - Age
  - Ability
  - Nontraditional gender roles
- Dolls that represent at least 3 races *accessible*.



Cozy Area  
Interest Center

- Defined space
- Substantial amount of softness
  - Soft rugs
  - Several cushions
  - Mattress
  - Couch
  - Beanbag
- Out of the way from traffic

