



Classroom Learning Centers  
& Child Related Displays

36-60 Months





# Learning Centers & Displays

## Preschool 36-60 months


### **Room arrangement**

- A special cozy area is available with a substantial amount of softness where children may lounge, daydream, read, or play quietly. Cozy area must provide enough soft furnishings to allow children to completely escape the normal hardness of the classroom.
- Space is arranged so that classroom pathways do not interrupt play
- Quiet and noisy areas are separated from each other, not just by furniture but by physical space
- At least 5 interest centers, including a cozy area

# Learning Centers & Displays

## Preschool 36-60 months

### Cozy Corner





## Learning Centers & Displays Preschool 36-60 months

### **Use of Books**

- Book area should be a defined interest center
- At least 20 books for a group of up to 10 children or 30 books for a group of 15 children, and 1 extra book for each child over the 15th. Calculate based on the highest number of children attending at any time.
- Wide selection of books is accessible (Examples of topics: people, feelings, nature/science, math, cultures, varying races, males and females, jobs/work, health or self-help skills, sports/hobbies, abilities, etc.)
- At least 5 books relate to current classroom activities or themes

# Learning Centers & Displays

## Preschool 36-60 months

Library / Book Center

-Library and Cozy Corner are often combined.



# Learning Centers & Displays

## Preschool 36-60 months

### Fine motor

- At least 10 materials accessible with at least 1 from each of the 4 categories. Materials should offer different levels of difficulty.

Interlocking blocks: such as interlocking blocks of varied sizes, even those that are large, interlocking logs, etc.

Art materials: crayons, scissors, pencils, markers, etc.

Manipulatives: stringing beads, pegs with pegboards, sewing cards, table blocks, etc.

Puzzles: floor puzzles, framed puzzles, etc.



# Learning Centers & Displays

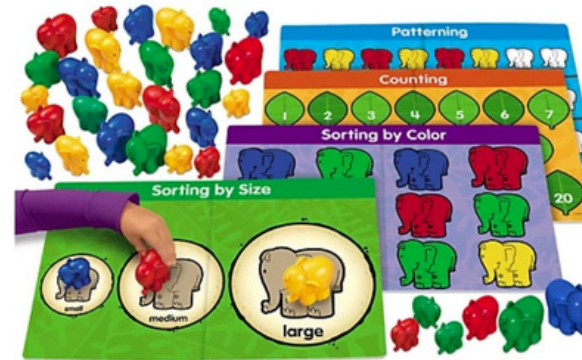
## Preschool 36-60 months

### Math materials and activities

- At least 10 materials with a least 3 from each of the 3 categories

#### • Measuring/comparing sizes and parts of wholes (fractions):

- ❖ measuring cups with spoons with materials to measure;
- ❖ balance scale with things to weigh;
- ❖ rulers, yardsticks, tape measures with things to measure;
- ❖ thermometers;
- ❖ foot size measurer;
- ❖ height chart if regularly used to measure children's growth;
- ❖ games with parts to divide and put back together to make the whole (fractions);
- ❖ puzzles with geometric shapes that must be put together;
- ❖ games where halves are matched to the whole (fractions);
- ❖ shapes-matching games where geometric shapes are divided into parts (fractions); etc

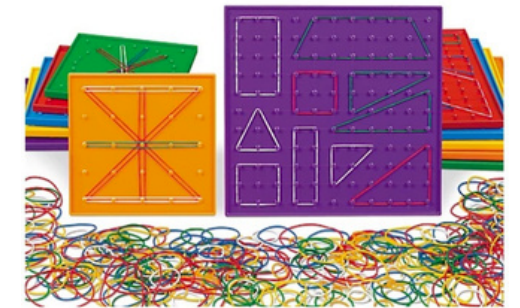


# Learning Centers & Displays Preschool 36-60 months

## Math materials and activities cont.

### Familiarity with shapes:

- ❖ shape sorters;
- ❖ puzzles with different geometric shapes;
- ❖ unit blocks with image/outline labels on shelves used during clean up;
- ❖ geoboards (boards with pegs to which rubber bands are attached to make shapes);
- ❖ attribute blocks of different sizes, shapes, colors;
- ❖ parquetry blocks with patterns;
- ❖ magnetic shapes;
- ❖ shape stencils



# Learning Centers & Displays Preschool 36-60 months

## Math materials and activities cont.

### • Counting/comparing quantities:

- ❖ unifix cubes with number trays;
- ❖ small objects to count into numbered containers;
- ❖ games that require children to figure out more or less;
- ❖ chart graph activities for children to use by placing materials into cells;
- ❖ dominoes;
- ❖ playing cards;
- ❖ games with dice;
- ❖ abacus;
- ❖ pegboards with numbers printed and holes to match;
- ❖ puzzles where written numbers are matched to quantities on puzzle piece;
- ❖ beads with bead patterns;







# Learning Centers & Displays

## Preschool 36-60 months

### **Blocks**

It is important to note that the Block area should be a defined interest center

- Enough space, blocks, and accessories for 3 children to use at the same time and build sizable structures
- Unit blocks and hollow blocks
- Blocks must be at least 2 inches on majority of sides and cannot be interlocking
- At least 3 different types of accessories accessible including:
  - small people,
  - vehicles,
  - animals
- Accessories should enhance block play rather than distract from block play
- Accessories labeled on shelf and containers

# Learning Centers & Displays

## Preschool 36-60 months

### Block Center



# Block Center





# Learning Centers & Displays Preschool 36-60 months

## Nature/science

At least 15 nature/science materials from each of the 5 categories

- Living things: such as house plants, pets, etc. (2 minimum)
- Natural objects:
  - o such as birds nest,
  - o leaves,
  - o insects in transparent plastic,
  - o rocks,
  - o seashells,
  - o collection of seeds
- Factual books/nature-science picture games ( Minimum 5 books)
- Tools:
  - o magnifying glass,
  - o Magnets
- Sand/water with toys: No food (rice, beans etc.)
  - o measuring cups
  - o digging tools
  - o containers. No food is to be used in sensory play

# Learning Centers & Displays

## Preschool 36-60 months

### Science/Nature Center







# Learning Centers & Displays

## Preschool 36-60 months

### Art:

It is important to note that the majority of art activities offered to children should encourage creative expression.

- Blank paper or another surface for use when carrying out artwork must be accessible to children
- At least 1 materials from each category is accessible (1 hour):

- ***Drawing materials:***

- o ***crayons***
- o ***non-toxic marker***
- o ***colored pencils***
- o ***chalk***

- **Paint:**

- o tempera
- o watercolor sets
- o finger paint

- **3D materials:**

- o play dough
- o wood scraps
- o Clay
- o boxes

- **Collage materials:**

- o cloth scraps
- o yarn
- o colorful or textured paper scraps

- **Tools:**

- o scissors
- o tape
- o hole punches
- o rulers
- o stencils
- o stamps with pads

# Learning Centers & Displays

## Preschool 36-60 months

### Art Center







# Learning Centers & Displays

## Preschool 36-60 months

### **Dramatic play**

- Dramatic play area should be a defined interest center.
- Enough materials for the number of children allowed in the area at one time.
- Materials include:
  - dolls
  - child sized furniture
  - play foods
  - cooking/eating utensils
  - dress up clothes for boys and girls
- Diversity is represented in materials:
  - at least 4 clear examples
    - Examples-dolls of different races/cultures
    - foods of different cultures
- Area has additional props like:
  - Housekeeping toys
  - Baby Care
  - Cash register for grocery
  - Restaurant (order pad, menus etc.)



# Learning Centers & Displays

## Preschool 36-60 months

### Dramatic Play





# Learning Centers & Displays

## Preschool 36-60 months

### Music and movement

- A variety of at least 10 musical instruments in good condition is accessible during free play for 1 hour.
- If instruments are used at group time, there must be at least 1 instrument for each child participating (recorded music can be considered 1 musical instrument).
- If recorded music is played by staff, this counts as 1 material that is accessible to children.



# Learning Centers & Displays

## Preschool 36-60 months

### Child Related Display and Promoting Literacy


- 1/3 of displayed items are children's, individualized work
- 3D child created work is displayed
- Pictures and posters are relevant to children (nature, animals, people, food, etc.)
- Most visible print is combined with pictures (Examples- labeling shelves/bins, handwashing steps)
- Photos of the children are displayed at their eye level
- Printed names of children used in classroom. (Examples- on cubbies, artwork, name cards, etc.)
- 1/2 the display is related to children's current interests



# Learning Centers & Displays Preschool 36-60 months

## Understand Written Numbers

- At least 2 examples of print numbers in display materials that are accompanied by pictures that show what the number means: such as signs for number of children allowed in center accompanied by stick figures to represent the number; poster with numbers and corresponding image showing that number of objects.
- At least 3 different play materials that help show children the meaning of print numbers are accessible: such as puzzle with number on one piece and that number of dots matching piece; puzzle with numbered fingers on a hand; matching picture/number card game; simple number card games; etc.




Compare the 2 classrooms and their displays






# Learning Centers & Displays Preschool 36-60 months Promoting acceptance of diversity

- Materials show diversity in a positive way and easily visible.
  - Books should be easy to find by looking at book covers.
  - Staff allow both boys and girls to follow their interests, despite the gender stereotypes associated with some toys and activities
  - Staff have positive conversations with children discussing the benefits and similarities and differences among people
  - At least 2 different types of dramatic play props representing different races or cultures are included in dramatic play
- At least 10 easily visible positive examples of diversity with at least 1 example in each of the following:
    - ❖ Books
    - ❖ Displayed pictures
    - ❖ Accessible play materials
    - ❖ Include at least 4 of the 5 types of diversity:
      - ❖ Race
      - ❖ Culture
      - ❖ Age
      - ❖ Differing abilities
      - Non- traditional gender role



ink saving Eco



INK SAVES TREES. WE CAN SAVE THEM TOO.

INK SAVES TREES. WE CAN SAVE THEM TOO.

INK SAVES TREES. WE CAN SAVE THEM TOO.

INK SAVES TREES. WE CAN SAVE THEM TOO.